

Φ PARKER


No. 0-132-088 / Printed in U.S.A. / 7-75

SYSTEMARK

by Φ PARKER

You've got to feel it to believe it!


How to fill your Systemark pen.




cap



refill cap



front end



barrel



refill

1. Remove cap.
Unscrew front end from barrel.
2. Remove empty refill.
A slight pull will separate it from the front end.
3. Uncap new refill
and insert into front end.
4. Discard refill cap.
5. Screw barrel and front end together again so they're tight. That's it.
Your Systemark is refilled and ready to write.

A reminder about Systemark refills.

Each Systemark refill will fit all Systemark pen cases. There are three types of refills available in the Systemark writing system.

Floating Ball

writes free and flowy
... like a fountain pen.

Super Soft Tip

writes bold and broad
... holds more ink
than other soft tips.

Stylus

writes nice and precise ... and
makes clean, clear
carbons.